

User's Guide

DocMate

Version 1.0

a product of

S.A.F.E.

**Software Analysis & Forensic Engineering
Corporation**

Table of Contents

Introduction	1
DocMate	1
Copyrights, Trademarks, Patents	2
Using DocMate.....	3
System Requirements	3
Licenses	4
The Menu	6
Running DocMate.....	8
DocMate Basic Report.....	10
DocMate Detailed Report	12
SourceDetective	15
Running SourceDetective	15
Exporting databases.....	17
HTML reports.....	17
Distribution Spreadsheets.....	18
Search Spreadsheets	20
Summary Spreadsheet	22
Advanced topics	23
DocMate database format	23
Contacting SAFE Corporation	27
Contacting SAFE Corporation	27
Index	29

Introduction

DocMate

DocMate compares thousands of document files in multiple directories and subdirectories to determine which files are the most highly correlated. DocMate compares any kinds of documents, comparing text content and text metadata. DocMate can be used to significantly speed up the work of finding plagiarism, because it can direct the examiner to look closely at a small amount of text in a handful of files rather than thousands of combinations. DocMate is also useful for determining common authorship of two different documents.

DocMate compares every file in one directory with every file in another directory, including all subdirectories if requested. The full version of DocMate produces a database that can then be exported to an HTML report that lists the most highly correlated pairs of files. The LT version of DocMate directly creates the HTML report. You can click on any particular pair listed in the HTML basic report see an HTML detailed report that shows the specific text in the files that caused the high correlation.

The full version of DocMate allows searching the Internet for all references to matching words found in a DocMate database. This feature is used to determine whether words found in two sets of files are commonly used or not, depending on how many references can be found on the Internet.

Copyrights, Trademarks, Patents

Copyrights

The materials in this users guide are copyright 2005-2011 by Software Analysis and Forensic Engineering Corporation.

All written materials from SAFE Corporation regarding DocMate and SourceDetective, including the material in this User's Guide and the source code for all versions of DocMate and SourceDetective are the copyright of SAFE Corporation.

Trademarks

SAFE Corporation, the SAFE Corporation logo, the SAFE Corporation brand, DocMate, the DocMate logo, and all other SAFE Corporation product names referenced herein are registered trademarks or trademarks of SAFE Corporation. All other brand and product names mentioned herein are trademarks of their respective owners.

Using DocMate

System Requirements

DocMate will run on any computer using any of the following versions of the Microsoft Windows operating system

- Windows 2000
- Windows XP
- Windows Vista
- Windows 7

Licenses

Licenses must be purchased from SAFE Corporation. Some functions of DocMate, such as generating HTML reports and statistics spreadsheets, do not require a license.

To request licenses, open the authorization form shown below from the Help menu. Send the site code to SAFE Corporation and the number or type of licenses requested, along with appropriate payment. SAFE Corporation will send back an Authorization Key that must be entered into the field in the form. Press the Apply Authorization button. Licenses are enabled for only one PC and cannot be transferred to another PC.

To obtain a license for DocMate to run on this machine, email the site code below to SAFE Corporation (authorize@SAFE-corp.biz) to obtain an authorization key. Enter the authorization key below and the click the Apply Authorization button.

[Click here to send the email.](#)

Site Code: EABA AF75 E388 6584 6B

Authorization Key: 8797 DB14 0A74 C231 C351 BF30 B2

Feature Set: Full Version

License Type: Unlimited

Licenses Allocated: n/a Licenses Remaining: n/a

Days Allocated: n/a Days Remaining: n/a

Apply Authorization Close

Feature Set

The feature set can be one of two types.

- **Full version.** All features are enabled. Comparing two file sets creates a database that can be filtered and from which HTML reports and spreadsheets can be generated.

- **LT version.** Comparing two file sets creates an HTML report. All other features are disabled.

License Type

The license can be one of three types.

- **File size based.** Used to examine a fixed amount of bytes of text. Licenses are used up as text is examined.
- **Time based.** Used to examine any amount of text for a fixed number of days.
- **Unlimited.** There is no limit on the number of megabytes of text that can be examined and there is no expiration date.

Licenses Allocated and Licenses Remaining

These fields indicate the number of licenses that were originally allocated and how many unused licenses remain. These fields are valid only for a megabyte based license. For other licenses, the fields are not applicable ("n/a").

Days Allocated and Days Remaining

These fields indicate the number of days that were originally allocated for the license and how many days remain on the license. These fields are valid only for a time based license. For other licenses, the fields are not applicable ("n/a").

The Menu

The DocMate menu is described below.

File Menu

The following selections are found on the File menu.

File->Compare

This menu selection runs a comparison on the document files specified on the main screen using the parameters specified there. For the full version of DocMate, the result is a database that can be filtered and from which HTML reports and spreadsheets can be generated. For the LT version of DocMate, the result is an HTML report.

File->Exit

This menu selection causes the program to exit.

Tools Menu

The following selections are found on the Tools menu. The Tools menu is disabled for the LT version of DocMate.

Tools->Report

This menu selection creates an HTML report from the DocMate database that gives the comparison results in an easy-to-read format.

Tools->Search

This menu selection searches the Internet for words that match in both sets of documents, and puts the resulting number of hits into the DocMate database.

This feature considers each word in the DocMate database and searches the Internet for references to each one. The number of times a word is found in the search is then inserted into a new copy of the database, leaving the original database intact. Spreadsheets can then be generated to show the number of "hits" for each word. For more information, see the section entitled Search Spreadsheets.

Tools->Spreadsheets->Distribution

This menu selection creates a distribution spreadsheet from the DocMate database that shows the distribution of correlations between document files.

Tools->Spreadsheets->Search

This menu selection creates a search spreadsheet from the DocMate database that shows the number of Internet hits for each word in the database.

Tools->Spreadsheets->Summary

This menu selection creates a summary spreadsheet from the DocMate database that shows a summary of all correlations between document files.

Help Menu

The following selections are found on the Help menu.

Help->About

This menu selection gives the version number and other information about DocMate.

Help->Instructions

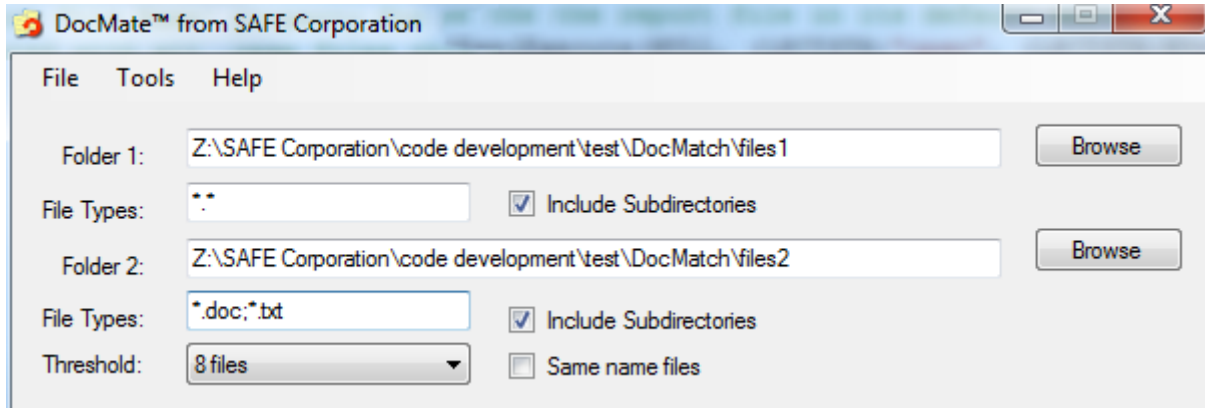
This menu selection brings up this users guide.

Help->License

This menu selection brings up the authorization form for entering licenses to enable the various tools. See the section entitled Licenses for more information.

Running DocMate

DocMate compares files using a set of algorithms to determine their correlation. Below is a screen shot of the DocMate form. Following that are step-by-step instructions for running DocMate.



Step 1

Select the first folder for comparison by clicking on the browse button or entering the path in the text field. Check the box to include files in all subdirectories.

Step 2

Enter the files types in the first folder to compare. Separate multiple file types with a semicolon. Use the * and ? wildcard characters if needed.

Step 3

Select the second folder for comparison by clicking on the browse button or entering the path in the text field. Check the box to include files in all subdirectories.

Step 4

Enter the files types in the second folder to compare. Separate multiple file types with a semicolon. Use the * and ? wildcard characters if needed.

Step 5

Select the reporting threshold from the pulldown menu. This determines how many files are reported. DocMate reports only the most highly correlated files. By setting the number of files to report to a large number you may get a very large database. By

setting the number of files to report to a small number, the database will be smaller but it may not include all the similar files that you would like to see.

Step 6


Choose whether to only compare files if they have the same name. This will speed up the comparison significantly because far fewer combinations of files are compared.


Step 7

Select Compare from the File menu. The number of licenses, if any, that are required for this run of DocMate will be shown. You will have the ability to cancel the DocMate run at this point without using up licenses.

If you have licensed the full version, you will be then asked to name the database that will be generated. To generate readable HTML reports from the database see the section entitled Creating HTML Reports. If you have licensed the LT version, you will be asked to name the HTML report that will be generated.

DocMate Basic Report





DocMate Basic Report
Version: 1.0.0 | Date: 01/28/10 | Time: 11:33:11

SETTINGS | RESULTS | UNCOMPARED FILES | TOTALS

SETTINGS

Compare files in folder	Z:\DocMate\files1 <i>Including subdirectories</i>
File types	*.*
To files in folder	Z:\DocMate\files2 <i>Including subdirectories</i>
File types	*.doc;*.txt
Reporting file threshold	8 files

RESULTS

Z:\DocMate\files1\generic lease1.doc Score	Compared to file
100	Z:\DocMate\files2\generic lease.doc
76	Z:\DocMate\files2\SAFE Patent Policy.doc
57	Z:\DocMate\files2\SAFE PTO and Holiday Policy.doc
26	Z:\DocMate\files2\SAFE Network.doc
16	Z:\DocMate\files2\files\SAFE Network.doc

Z:\DocMate\files1\SAFE Network1.doc Score	Compared to file
100	Z:\DocMate\files2\SAFE Network.doc
79	Z:\DocMate\files2\SAFE Patent Policy.doc
49	Z:\DocMate\files2\SAFE PTO and Holiday Policy.doc
26	Z:\DocMate\files2\generic lease.doc

Z:\DocMate\files1\SAFE Patent Policy1.doc Score	Compared to file
100	Z:\DocMate\files2\SAFE PTO and Holiday Policy.doc
74	Z:\DocMate\files2\SAFE Patent Policy.doc
57	Z:\DocMate\files2\generic lease.doc
49	Z:\DocMate\files2\SAFE Network.doc

TOTALS

Total number of bytes in files in folder 1 = 216576

Total number of bytes in files in folder 2 = 216576

Total run time = 25 Seconds



DocMate Detailed Report



DocMate Detailed Report
Version: 0.1.0 | Date: 02/26/11 | Time: 16:11:48

SCORE 73

SETTINGS

Compare file 1:	Z:\ DocMate\files1\SAFE Network1.doc
To file 2:	Z:\ DocMate\files1\SAFE Network1.doc
Links to results:	Matching Word Sequences Matching Words Partially Matching Words Score

RESULTS

Matching Word Sequences			
File1 Line#	File2 Line#	Number of matching words	
70	48	102	
			Content Types xml 3aZ rels rels !ky theme
			theme themeManager xml theme theme theme1 xml YOo
			toc UDb lAp pT0 jcs 3Vq TZaG y8I
			IqBJ caS dDA AGm OMf XF64 8fi BiD
			N!V MN9 eBo 4vfa theme theme rels themeManager
			xml rels QAs Content Types xmlPK rels relsPK
			!ky theme theme themeManager xmlPK theme theme theme1
			xmlPK theme theme rels themeManager xml relsPK xml


			version encoding UTF standalone yes clrMap xmlns http
			schemas openxmlformats org drawingml 2006 main bg1 lt1
			tx1 dk1 bg2 lt2 tx2 dk2 accent1 accent1
			accent2 accent2 accent3 accent3 accent4 accent4 accent5 accent5
			accent6 accent6 hlink hlink folHlink folHlink
674	176	16	
			Root Entry Data lTable WordDocument SummaryInformation DocumentSummaryInformation CompObj
			Microsoft Office Word 2003 Document MSWordDoc Word Document



Matching Words

lky	lTable	2003	2006	3aZ	3Vq	4vfa	8fi
accent1	accent2	accent3	accent4	accent5	accent6	AGm	Arial
bg1	bg2	BiD	bjbj	Bob	Calibri	Cambria	caS
Char	clrMap	CompObj	Consulting	Content	Data	dDA	Default
dk1	dk2	Document	DocumentSummaryInformation	dotm	drawingml	eBo	encoding
Entry	folHlink	Font	Heading	hlink	http	IqbJ	jcs
lAp	List	lt1	lt2	main	Math	Microsoft	MN9
MSWordDoc	N!V	New	Normal	Office	OMf	openxmlformats	org
Paragraph	ph6	pT0	QAs	rels	relsPK	Roman	Root
SAFE	schemas	standalone	SummaryInformation	Symbol	Table	theme	theme1
themeManager	Times	Title	toc	tx1	tx2	Types	TZaG
UDb	Unknown	UTF	version	Word	WordDocument	XF64	xml

xmlns	xmlPK	y8I	yes	YOo	Zeidman		
-------	-------	-----	-----	-----	---------	--	--

 TOP


Partially Matching Words

File1 Words

allowed	CONFIDENTIAL	Consulting7	Ethernet	OHtQODtiO9t		
---------	--------------	-------------	----------	-------------	--	--

File2 Words

allowance	Corporation	filing	inventor	Patent	the	
-----------	-------------	--------	----------	--------	-----	--

 TOP

SCORE 73

DocMate copyright 2011 by Software Analysis and Forensic Engineering Corporation

SourceDetective

Running SourceDetective

SourceDetective considers each word in the DocMate database and searches the Internet for references to each one. The number of times a word is found in the search is then inserted into a new copy of the database, leaving the original database intact. Spreadsheets can then be generated to show the number of "hits" for each word. For more information, see the section entitled Search Spreadsheets.

Choose Tools->Search from the Menu. You will be asked for the existing DocMate database to examine and the new DocMate database to create. The number of "hits" will be inserted into the new database.

Exporting databases

HTML reports

In the full version of DocMate, a database can be automatically turned into HTML reports for easy reading and presentation of results. A basic report is generated that shows file pairs and their correlation scores. By clicking on the score, a detailed HTML report will come up. These detailed reports are kept in subfolders. The detailed reports give more information about how the score was determined, showing specific similarities or differences between the files. The file names are given at the top of the report and include a hyperlink that, when clicked, allows the file to be brought up in a viewer or editor. The back and next buttons on the detailed reports allow you to navigate the detailed reports without going back to the basic report.

For information see the sections entitled DocMate Basic Report and DocMate Detailed Report.

Distribution Spreadsheets

In the full version of DocMate, a distribution spreadsheet can be generated that shows the distribution of correlation scores among the two sets of files compared. It is important to note that for each file in the first set of compared files, a distribution spreadsheet only considers the correlation scores for the most correlated file in the second set of files compared. So for each file in the first set of files, the spreadsheet will only consider the most correlated file in the second set, even other less correlated files are noted in the database. Also note that while each file in the first set of files is considered exactly once, some files in the second set of files may be considered multiple times or not at all.

Consider set A consisting of files A1 and A2. Consider set B consisting of files B1 and B2. Now consider the table below of similarity scores. The file with the most similarity to file A1 is file B1 and the file with the most similarity to file A2 is also file B1. So file B1 will be counted twice in the distribution spreadsheet.

Set A	Set B	Similarity Score
File A1	File B1	90
File A1	File B2	20
File A2	File B1	67
File A2	File B2	12

Choose Tools->Spreadsheets->Distribution from the Menu. You will be asked for the existing DocMate database to examine and the new spreadsheet to create.

Example Distribution Spreadsheet

Below is an example of a spreadsheet created from a DocMate database.

	A	B	C	D	E	F
1	DocMate Results Distribution					
2	Database Analysis					
3	Database	C:\SAFE Corporation\code development\test\DocMate\results\DocMate1.cdb				
4	Run date	12/1/2010				
5	Analysis date	12/2/2010				
6						
7	Folder 1	C:\SAFE Corporation\code development\test\DocMate\files1				
8		including subdirectories				
9	Folder 2	C:\SAFE Corporation\code development\test\DocMate\files2				

10						
11						
12	File threshold	8				
13	Score threshold	1				
14						
15	Total files in folder 1	16				
16						
17	File pair comparisons					
18			Folder 1		Folder 2	
19	Correlation score	Number of files	Number of lines	Number of bytes	Number of lines	Number of bytes
20	20	1	5	252	5	230
21	28	1	291	7725	227	5010
22	75	2	8	224	8	228
23	99	1	56	1997	52	1890
24	100	11	960	27288	960	27282
25						
26	Totals	16	1320	37486	1252	34640
27	Total not fully correlated	5				
28	Percent not fully correlated	31.25				

The top line shows that the spreadsheet was created from a DocMate database. The run date shows the date that DocMate was run while the analysis date shows the date that the spreadsheet was created. The folders are the ones that were compared to create the database.

The score threshold shows that files needed at least a correlation score of 1 to be reported.

The total number of files in the first folder (including all subfolders if that was selected for the analysis) is shown as 16.

Rows 18 and 19 are the table header. Column A shows a correlation score while column B shows the total number of files. Columns C and D show the total number of lines and bytes in files in folder 1 that had this particular score. Columns E and F show the total number of lines and bytes in files in folder 2 that had this particular score. Note that only the highest correlation score is considered for this analysis. In other words, if file A in folder 1 is matched with a correlation score of 97 by file X in folder 2, a correlation score of 93 by file Y in folder 2, and a correlation score of 37 by file Z in folder 2, only file X in folder 2 is considered in the analysis.

Search Spreadsheets

In the full version of DocMate, a search spreadsheet can be generated that shows the number of times a word can be found when searching the Internet using SourceDetective.

Choose Tools->Spreadsheets->Search from the Menu. You will be asked for the existing DocMate database to examine and the new spreadsheet to create.

Example Search Spreadsheet

Below is an example of a spreadsheet created from a DocMate database.

	A	B
1	DocMate Internet Search Results	
2	Database Analysis	
3	Database	C:\SAFE\code development\test\DocMate\results\DocMate1.cdb
4	Run date	12/1/2010
5	Analysis date	12/2/2010
6		
7	Folder 1	C:\SAFE Corporation\code development\test\DocMate\files1
8		including subdirectories
9	Folder 2	C:\SAFE Corporation\code development\test\DocMate\files2
10		
11		
12	Words	Search Score
13	apple	2147483647
14	banana	2147483647
15	boisterous	5
16	boys	29
17	caramel	37
18	envelope	100
19	few	155
20	jockey	398
21	mellow	1
22	melon	0
23	SAFE	0
24	Thomas,	226000000
25	restitution	57

26	Zeidman	110000
----	---------	--------

The top line shows that the spreadsheet was created from a DocMate database. The run date shows the date that DocMate was run while the analysis date shows the date that the spreadsheet was created. The folders are the ones that were compared to create the database.

The next line shows that this is a listing of words. The left column lists words in alphabetical order. The right column gives the number of hits on the search engine for this word.

Summary Spreadsheet

In the full version of DocMate, a summary spreadsheet can be generated that shows the summary of correlation scores among the two sets of files compared. Choose Tools->Spreadsheets->Summary from the Menu. You will be asked for the existing DocMate database to examine and the new spreadsheet to create.

Example DocMate Spreadsheet

Below is an example of a spreadsheet created from a DocMate database.

	A	B	C	D	E	F	G	H
1	DocMate Results Summary							
2	Database Analysis							
3	Run date	7/4/2010						
4	Analysis date	8/1/2010						
5								
6	File threshold	4						
7								
8	Total files in folder 1	22						
9	Total file pairs	83						
10								
11	Scores		(0-9)	(10-19)	(20-29)	(30-39)	(40-49)	(50-59)
12	Numbers		17	15	26	21	0	4
13	Percentage		20	18	31	25	0	5

The top line shows that the spreadsheet was created from a DocMate database. The run date shows the date that DocMate was run while the analysis date shows the date that the spreadsheet was created.

The threshold shows that the top four files that were correlated to the files in folder 1 were reported.

The total number of files in the first folder (including all subfolders if that was selected for the DocMate run) is shown as 22. The total number of files pairs that are reported in the database is 83.

Row 11 is the table header. Columns C through H show intervals of correlation scores. For example column C represents correlation scores between 0 and 9 inclusively.

Row 12 shows the number of file pairs in each match score interval while row 13 shows the percentage of file pairs in each match score interval.

Advanced topics

DocMate database format

SAFE Corporation wants third party developers to create software to analyze DocMate database files and generate reports and statistics from them. In light of that desire, below is an example of a DocMate database file with all sections explained by a comment. Comments are lines beginning with a # symbol.

Tag Definitions

The DocMate database tags and their meanings are given in the table below.

Tag	Definition
#	First character in a comment
<Program>	Program name
<Version>	Program version
<Date>	Date file was created
<Time>	Time file was created
<LComment>	Left-justified comment to be placed in the output file
<Describe>	Insert program description
<CComment>	Right-justified comment to be placed in the output file
<Filters>	Beginning of filters used to create this database
</Filters>	End of filters used to create this database
<Folder1>	Input folder 1
<Subs1>	Compare subdirectories for folder 1? T or F
<Folder2>	Input folder 2
<Subs2>	Compare subdirectories for folder 2? T or F
<Language>	Programming language
<FileType>	Filetype
<SameName>	Compare files of same name only? T or F
<Dirs>	Compare directories? T or F
<Algorithm>	Algorithm name
<FileThresh>	File number threshold to report
<ScoreThresh>	Score threshold to report
<Filter>	Filter name
<Dir1>	Input file 1 path relative to InFolder1
<Dir2>	Input file 2 path relative to InFolder2
<File1>	Input file 1 name
<NumWords1>	Number of words in file 1
<Size1>	Number of bytes in file 1
<File2>	Input file 2 name
<NumWords2>	Number of words in file 2
<Size2>	Number of bytes in file 2
<StatementScore>	Statement match score
<CommentScore>	Comment match score

User's Guide

<SequenceScore>	Sequence match score
<IdentifierScore>	Identifier match score
<SubIdentifierScore>	Partial identifier match score
<Score>	Match score
<NoScore>	File was not compared -- no score
<Differences>	Beginning of line differences
</Differences>	End of line differences
<Statements>	Beginning of statement comparison
</Statements>	End of statements comparison
<Comments>	Beginning of comment comparison
</Comments>	End of comment comparison
<Lines1>	Lines in file 1
<Lines2>	Lines in file 2
<Line>	Instruction/comment line
<Sequences>	Beginning of instruction sequences
<InSeq>	Instruction sequence
<Instr>	Instruction in sequence
</Sequences>	End of instruction sequences
<IDs>	Beginning of identifiers
<ID>	Identifiers
</IDs>	End of identifiers
<PIDs>	Beginning of partial identifiers
<PID1>	Partial identifiers in file 1
<PID2>	Partial identifiers in file 2
</PIDs>	End of partial identifiers
<BingHits>	Number of hits on Bing search engine for preceding elements
<YahooHits>	Number of hits on Yahoo search engine for preceding elements
<Folder1Bytes>	Total bytes in all files examined in folder 1
<Folder1Files>	Total number of files examined in folder 1
<Folder2Bytes>	Total bytes in all files examined in folder 2
<Folder2Files>	Total number of files examined in folder 2
<ExTime>	Time to execute program

Example DocMate database file

#Each line begins with a tag, ends with a newline

#Comments begin with #, end with a newline

```
<Program>DocMate
<Version>version
<Date>date
<Time>time
```

```
<CComment>Centered comment
<LComment>Left justified comment
```

```
<Folder1>input_folder
<Subs1>T
<Folder2>compare_folder
<Subs2>F
<FileType>filetypes
```

```

<SameName>T
<FileThresh>number

#For each file in the first set of files being compared:
<Dir1>input_file_1_path_relative_to_Folder1
<Dir2>input_file_2_path_relative_to_Folder2
<File1>filename
<NumWords1>number_of_words
<Size1>size_in_bytes
<File2>filename
<NumWords2>number_of_words
<Size2>size_in_bytes
#Note: <Dir1> and <Dir2> tags may or may not be repeated if they are
unchanged from subsequent files

#Matching word sequences
<Sequences>
<InSeq>line_number line_number sequence_length_number
<Instr>Instruction 1
<Instr>Instruction 2
<Instr>Instruction 3
<Instr>Instruction n<InSeq>line_number line_number sequence_length_number
<InSeq>line_number line_number sequence_length_number
<InSeq>line_number line_number sequence_length_number
</Sequences>
<SequenceScore>sequence_correlation_score
# Note: If there is no sequence score there were no sequences to compare
# or sequences were not compared in this run.

#Matching words
<IDs>
<ID>identifier_string identifier_string identifier_string identifier_string
<YahooHits>12 888 3 90023
<ID>identifier_string
<YahooHits>129
</IDs>
#Partially matching words
<PIDs>
<PID1>partial_identifier_string partial_identifier_string
<PID1>partial_identifier_string partial_identifier_string
<PID1>partial_identifier_string
<PID2>partial_identifier_string partial_identifier_string
<PID2>partial_identifier_string partial_identifier_string
<PID2>partial_identifier_string
</PIDs>
<IdentifierScore>identifier_correlation_score
# Note: If there is no identifier score there were no identifiers to compare
# or identifier matching was not selected for this run.

<Score>file_pair_correlation_score

#For each uncomparing file (a file that was never compared to anything):
<Dir1>input_file_1_path_relative_to_Folder1
<File1>filename
<NumLines1>number_of_lines
<Size1>size_in_bytes
<NoScore>

```

User's Guide

```
#Summary  
<Folder1Bytes>number  
<Folder1Words>number  
<Folder1Files>number  
<Folder2Bytes>number  
<Folder2Words>number  
<Folder2Files>number  
<ExTime>execution time
```

Contacting SAFE Corporation

Contacting SAFE Corporation



Software Analysis and Forensic Engineering Corporation
20863 Stevens Creek Blvd.
Suite 456
Cupertino, CA 95014
www.SAFE-corp.biz

Tel. (408) 517-1194
Fax (408) 741-5231
Email: Support@SAFE-corp.biz

Index

A	
Authorization Key	4
C	
Copyrights	2
D	
Distribution Spreadsheet	18
DocMatch Basic Report.....	10
DocMatch database	17
DocMatch database format	23
DocMatch Detailed Report	12
F	
Feature Set	4
Full version	4
LT version.....	4
File Menu	6
H	
Help Menu.....	6
HTML reports	17
I	
Internet.....	15
L	
License Type.....	4
Megabyte based	4
Time based.....	4
Unlimited.....	4
Licenses	4
Allocated.....	4
Remaining	4
M	
Menu	6
S	
SAFE Corporation	2, 27
Search Spreadsheet.....	20
SourceDetective	6, 15
Summary Spreadsheet.....	22
System Requirements.....	3
T	
Tools Menu	6
Trademarks	2
W	
Windows 2000.....	3
Windows 7.....	3
Windows Vista.....	3
Windows XP	3